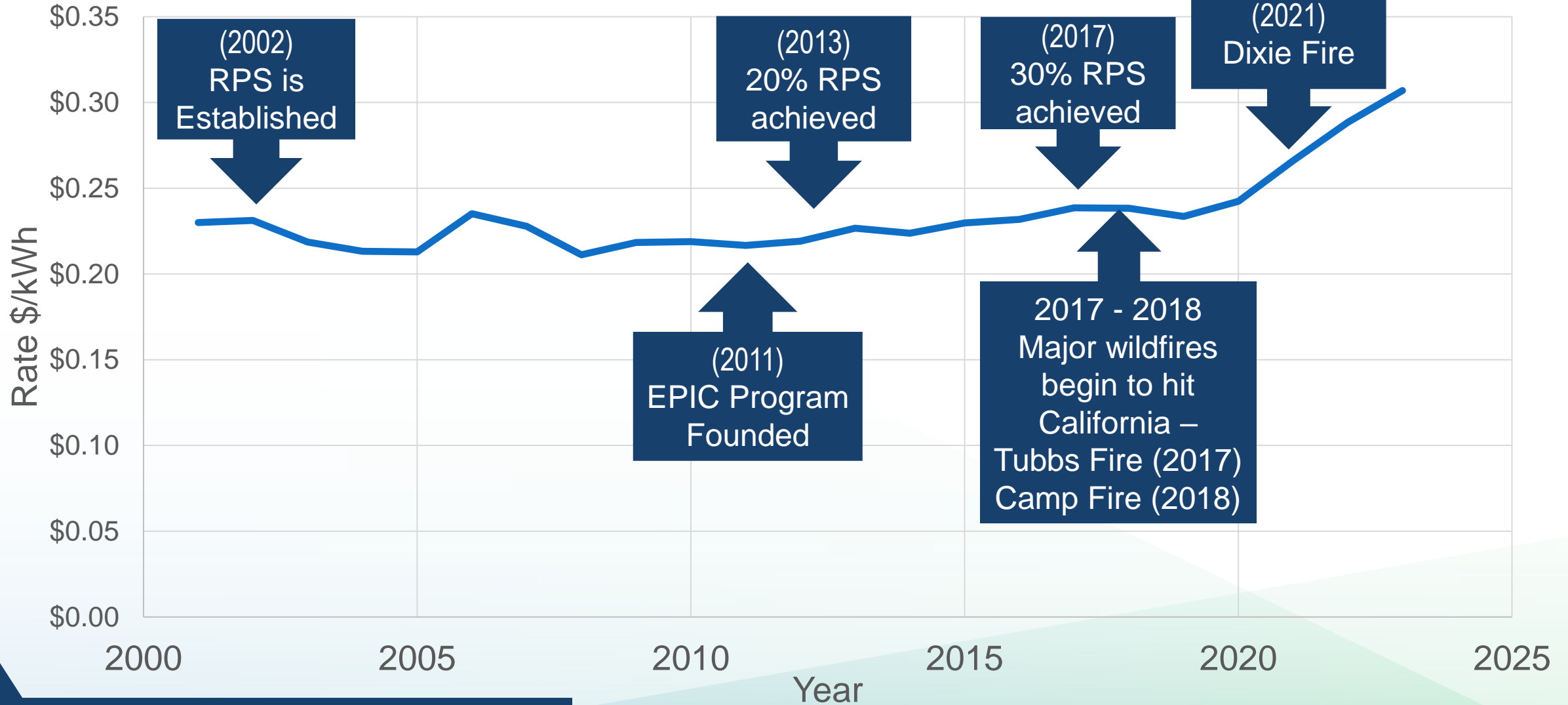




# CA Average Residential Rate (inflation adjusted)



\*(1976) Utility Energy Efficiency Programs Founded



# CA Ranks #1 in the Nation on Energy Efficiency

**\$200B**

Cumulative Ratepayer Benefits Since 1978

**\$4.8B**

Estimated Benefits of the 2024 Building Code Over Next 30 Years

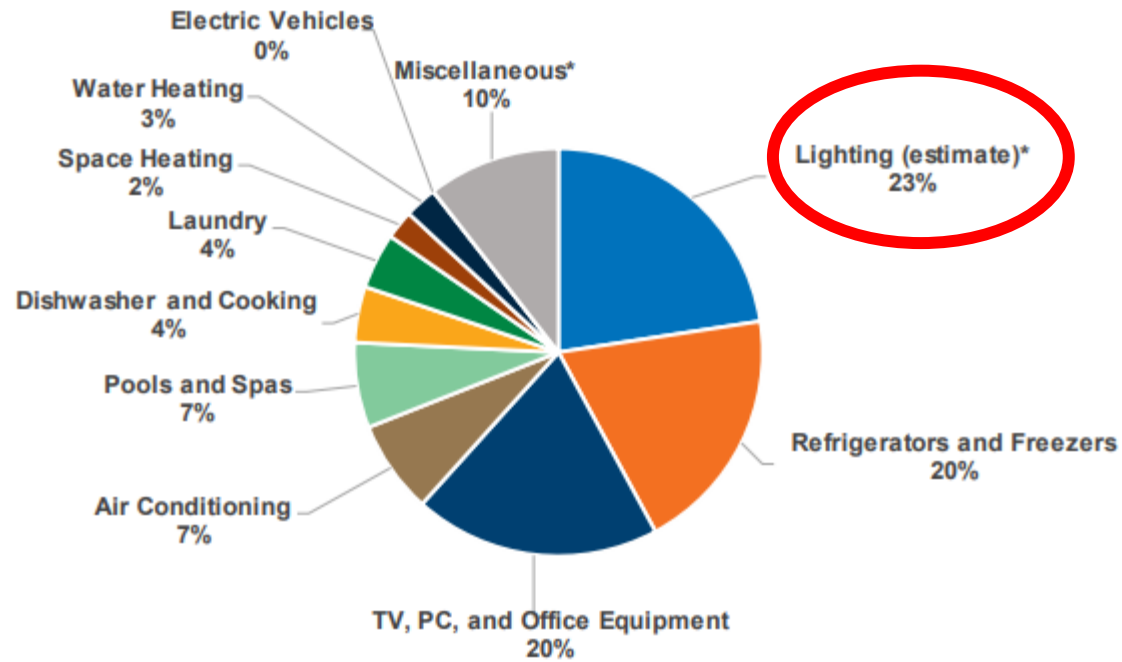


# Case Study: Lighting

## Residential Electricity Consumption

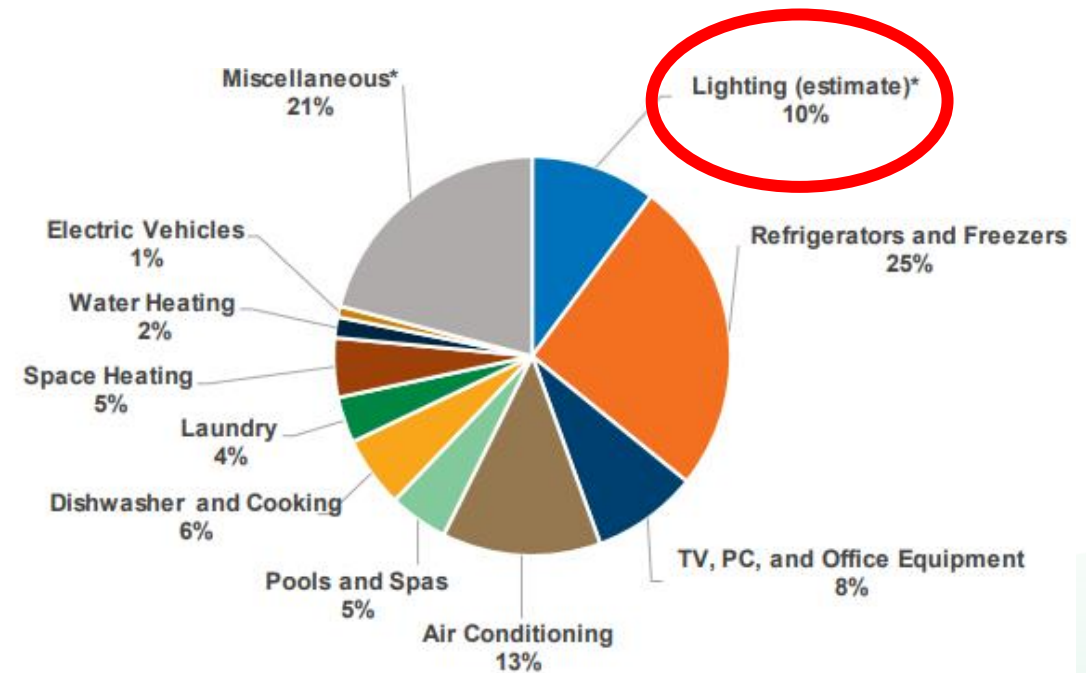
2009:

6,296 kWh per household



2019:

6,174 kWh per household





# Solar Equipment List

**64,000+**

Monthly Hours Saved at Southern California Edison due to Solar Equipment Lists Program

**\$1.3M**

Annual Cost for Solar Equipment Lists Program

“SDG&E estimates that not having the lists as a reference would reduce SDG&E’s ability to process **4,000 applications per month to 1,000 applications per month.**”

- San Diego Gas & Electric (SDG&E)



# EPIC R&D Program

- The CEC administers grants through the EPIC program.
- Many EPIC grantees reduce costs for consumers. Three examples include:
  1. WattEV Truck Depot (pictured)
  2. Sepion Technologies (pictured)
  3. Pyregence



Photo credit: CEC



Photo credit: [Facilities – Sepion Technologies](#)



# Thank you!

---

## Questions?

Contact the CEC Office of Governmental and International Affairs (OGIA) with any follow-up questions.

Sarah Brady, OGIA Director, [sarah.brady@energy.ca.gov](mailto:sarah.brady@energy.ca.gov)

Legislative Unit, [LegUnit@energy.ca.gov](mailto:LegUnit@energy.ca.gov)